

THE
**Cuban
Revolution**

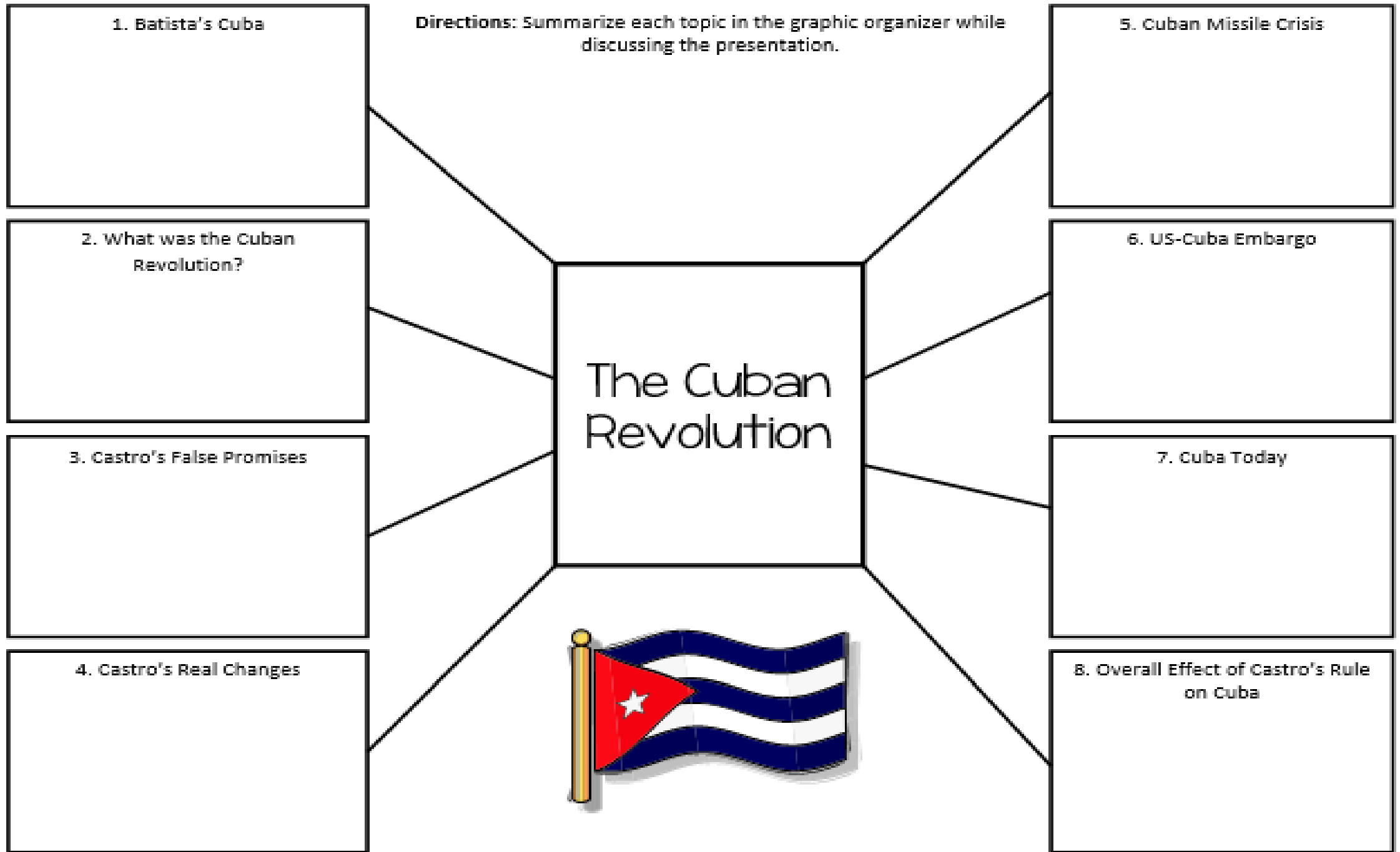
Standards


SS6H3 The student will analyze important 20th century issues in Latin America and the Caribbean.

a. Explain the impact of the Cuban Revolution.

Teachers

Print off the following page for each student. They should complete the graphic organizer while discussing the presentation.





THE
**Cuban
Revolution**

Where is Cuba?



Cuba in the 1900s

- Cuba gained its independence from Spain in 1898.
- In the 1900s, Cuba's wealth was controlled by American companies.
 - The main businesses in Cuba were sugar and mining companies.
- The leader of Cuba was Fulgencio Batista.



Fulgencio Batista

Batista's Cuba


- Fulgencio Batista had originally been elected as president, but made himself dictator of Cuba.
- Many people were unhappy with Batista's rule.
 - Poverty was abundant, education was poor, and healthcare was limited.
- Social and economic problems helped lead to the unrest of many Cubans.
 - There was a small class of rich Cubans with all the power, while the majority was very poor and had little to no power.

Power to the People

- Soon, revolutionaries lead by Fidel Castro began to rise up against the government.
 - Castro and his forces led an unsuccessful overthrow of the government in 1953, but began a full scale war against Batista's government in 1955.
- Castro attempted to overthrow Batista's government for seven years.
 - Castro and his "army" lost many battles to Batista – he was even arrested and sentenced to 15 years in jail!
- Castro was released in 1955 after serving only two years and fled to Mexico to put together a new group of rebel fighters.
- By 1959, Castro and his men drove Batista and his supporters out of Havana and took over the government.




Fidel Castro



Castro Released from Prison

Cuban Revolution

- In 1959, Castro defeated the Batista government.
- Castro seized absolute power and made himself dictator of Cuba.
 - He then had 700 of his enemies executed and many more were thrown in prison.
- The US originally backed Castro because he promised to make Cuba a democracy...
 - US even sent him supplies to help defeat Batista.



Castro's Promises

- Castro promised to:
 - end American dominance over Cuban businesses,
 - re-distribute the wealth evenly to all Cubans,
 - make every Cuban literate,
 - and he wanted to give all Cubans healthcare and higher life expectancy.



The Real Changes

- Castro failed to do many of the things he promised he would do.
- Castro began organizing a Communist government right away:
 - He declared that all property belonging to Americans now belonged to the Cuban government.
 - All farms, factories, & businesses now belonged to the government.
 - Cubans no longer had the right to protest against the government.
 - Cuban newspapers, radio, & TV were shut down.
 - The government became the only source for news.
 - Churches were closed and property was taken over by government.
- Castro's government gave less freedom to Cuba's citizens.

Impact on US

- It was the ultimate goal of Fidel Castro to break ties between Cuba and the United States.
- After the revolution, relations between the American government and Cuban government got worse and worse.
- US didn't like having a communist country so close.
 - US didn't like Cuba having ties with the Soviet Union because they were involved in the Cold War.
- Americans who owned land and businesses in Cuba lost their property.
- Castro forced American civilians to leave Cuba.


Bay of Pigs

- This was a plan to arm Cuban exiles living in Florida and send them to Cuba.
 - Once the exiles arrived in Cuba, unhappy Cubans would join them at the Bay of Pigs and they would overthrow Castro.
- The invasion was a disaster because Castro's forces intercepted the plan and captured the invaders.
 - No rebellion against Castro occurred, but this sparked a deep hatred for the United States.





Captured During Invasion

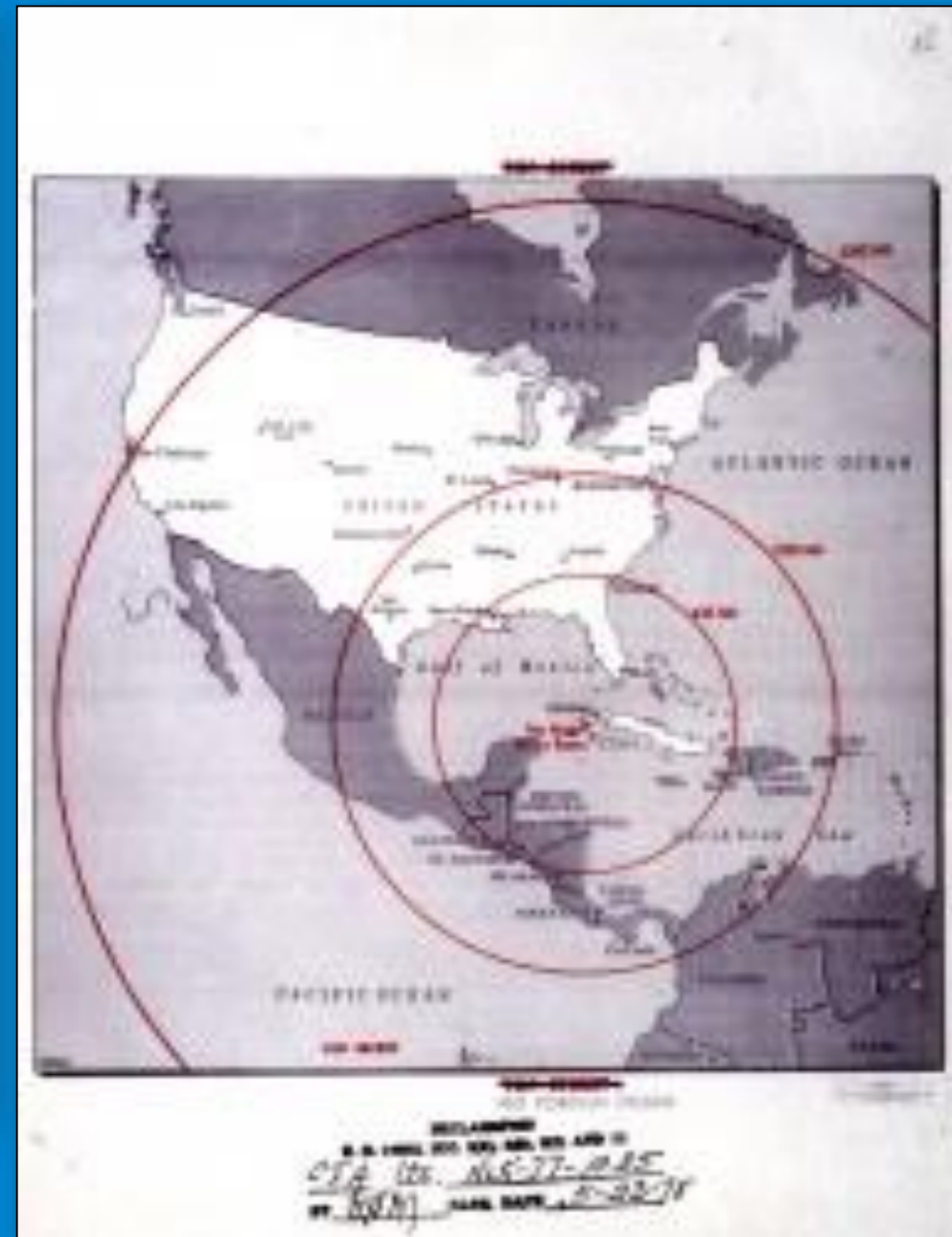


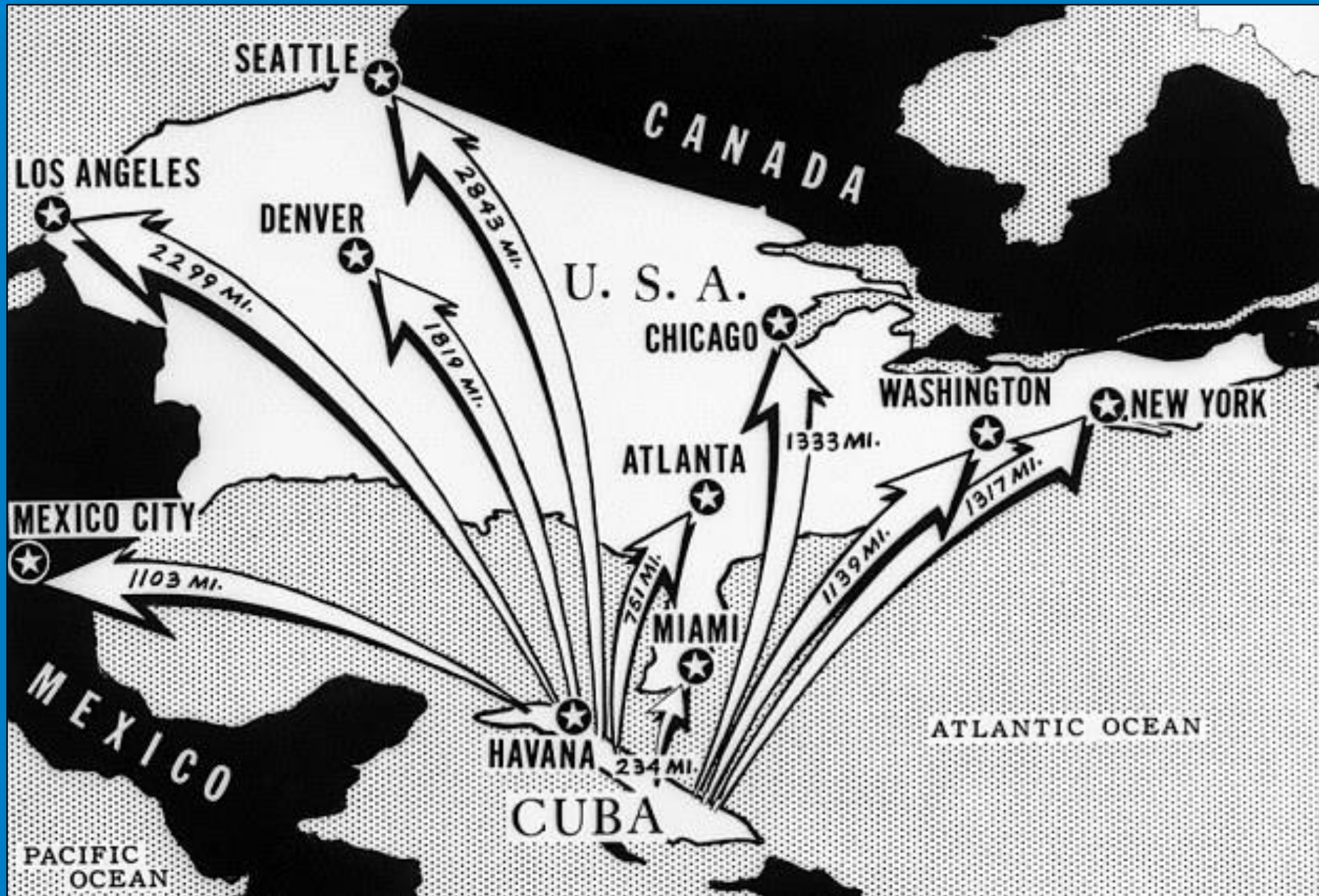
Cuban Missile Crisis

- In October of 1962, US planes spotted secret Soviet missile bases in Cuba.
- President Kennedy announced to US citizens that the Soviets had placed long-range missiles in Cuba.
- This was an extremely TENSE time (height of the Cold War) that could have led to WWIII.
- Resolution:
 - President Kennedy agreed not to invade Cuba and to remove US missiles from Turkey; in return, Khrushchev agreed to remove the missiles from Cuba.



Missiles in Cuba






Missiles' Range

US-Cuba Embargo

- Due to the harsh events, US placed an embargo on goods from Cuba in 1962.
 - Cuba's sugar cane crop could no longer be sold in the US, which hurt Cuba's economy.
 - The embargo is still in place today.
- As a result of the embargo, poor harvests, and bad government planning, Cuba's economy has become very poor.

October 23, 1962:
President Kennedy signs
the bill to place a trade
embargo on Cuba.





US & Cuba Today

- Relations have not improved much over the past 50+ years.
 - There is still an embargo on goods to/from Cuba.
- In the early 1980s and 1990s, there were periods in which large numbers of Cubans escaped their island for America.
 - Thousands of Cubans left because Castro would not allow free elections, freedom of speech, freedom of press, etc.

Cuban Refugees




Castro Today

- After a decline in health, Fidel Castro gave up the Cuban presidency on February 19, 2008.
 - His brother, Raul Castro, is now the Cuban dictator.
- Most Cubans despise the Castro regime, but are too afraid to oppose the government.

Raul & Fidel Castro





WITTE
The Washington Examiner
Cartoonists@dc.com

Political Cartoon Analysis

Visuals	Words
<p>1. List the objects or people you see in the cartoon.</p>	<p>1. Identify the cartoon caption or title:</p> <p>2. Record any important words or dates that appear in the cartoon.</p>
<p>2. Which of the objects in your list (above) are symbols?</p> <p>3. What do you think each symbol means?</p>	<p>3. Which words in the cartoon appear to be the most significant? Why do you think this is so?</p> <p>4. List some adjectives that describe the emotions portrayed in the cartoon.</p>

Questions to Consider:

- A. Describe the action taking place in the cartoon:
- B. Explain the message of the cartoon:
- C. What group would agree with the cartoon's message? Why?
- D. What group would disagree with the cartoon's message? Why?

Movie Poster Directions

POSTER -- Draw and color your poster. It must include:

- An image or scene that represents the “movie”
- The title of the movie—“The Cuban Revolution” (or something similar)
- The “actors” in the movie – (“starring Fidel Castro”, etc.)

REVIEW – Answer the following questions on the back of your poster. Please write in complete sentences!

- Summarize the Cuban Revolution.
- Summarize the main people involved in the Cuban Revolution.
- Give your opinion of the Cuban Revolution.
- How many “stars” out of 4 would you give it? Why?



I've Got the Power!

Directions: Imagine that you are the dictator of your own country. Consider how you would rule your autocracy by answering the questions below. Remember you make all the rules, and everyone must follow them!

1. What is the name of your country?
2. What title do your people call you?
3. Who are your top advisors?
4. What are your country's *official*
 - Food(s):
 - Holiday(s):
 - Sport(s):
 - TV Channel(s):
 - Newspaper:
 - Religion(s):
5. How do you spend most of your days as dictator? (at least 4 activities)
6. What are the top three things your education system teaches children?
7. What are at least 3 laws of your country?
8. What are some consequences for citizens who did not follow your laws?
9. Who would you choose to rule after you when you die?

Dumpster Diving

Directions: Imagine that you discover the Castro's trash can sitting out on the curb. You are very nosy and cannot help but take a little peek inside. What kinds of things do you find in his trash? Also, explain the significance of the items. How do they connect to Castro and the Cuban Revolution?



Trash Item Found	Explanation

The Cuban Revolution - An Illustrated History Storyboard

Your Task: Create an 8-panel storyboard that outlines what we've learned about Cuba, Castro, & the Cuban Revolution. You will need a colorful illustration and a caption for each square. Look over your notes to determine important information for the squares. You may use the chart below as a ROUGH draft. Your final draft will be on construction paper.

Teachers - Castro Mini-Centers Directions

Put the students into six groups. Print off the Center slides. The students will rotate through the six centers and complete the graphic organizer.

Castro Mini-Centers

Your Task: Rotate through each Castro Center and complete the graphic organizer. You will only have about 5 minutes at each center, so work quickly!

Center Guidelines:

1. Keep all materials at the table.
2. You may only talk with people in your group.
3. Write all of your answers on the graphic organizer,
4. When the timer goes off, it's time to move to the next center.
5. Turn in your graphic organizer for a grade!

Castro Centers

Center 1 – DESCRIPTION:

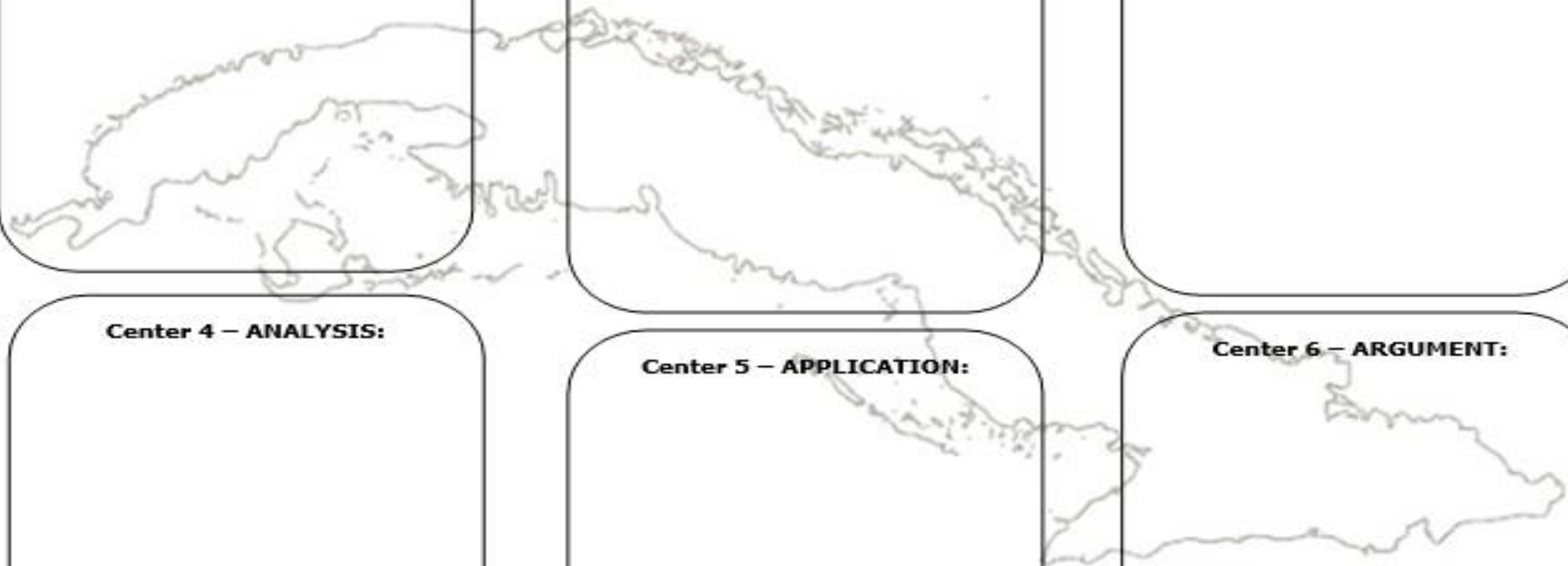
Center 2 – COMPARISON:

Center 3 – ASSOCIATION:

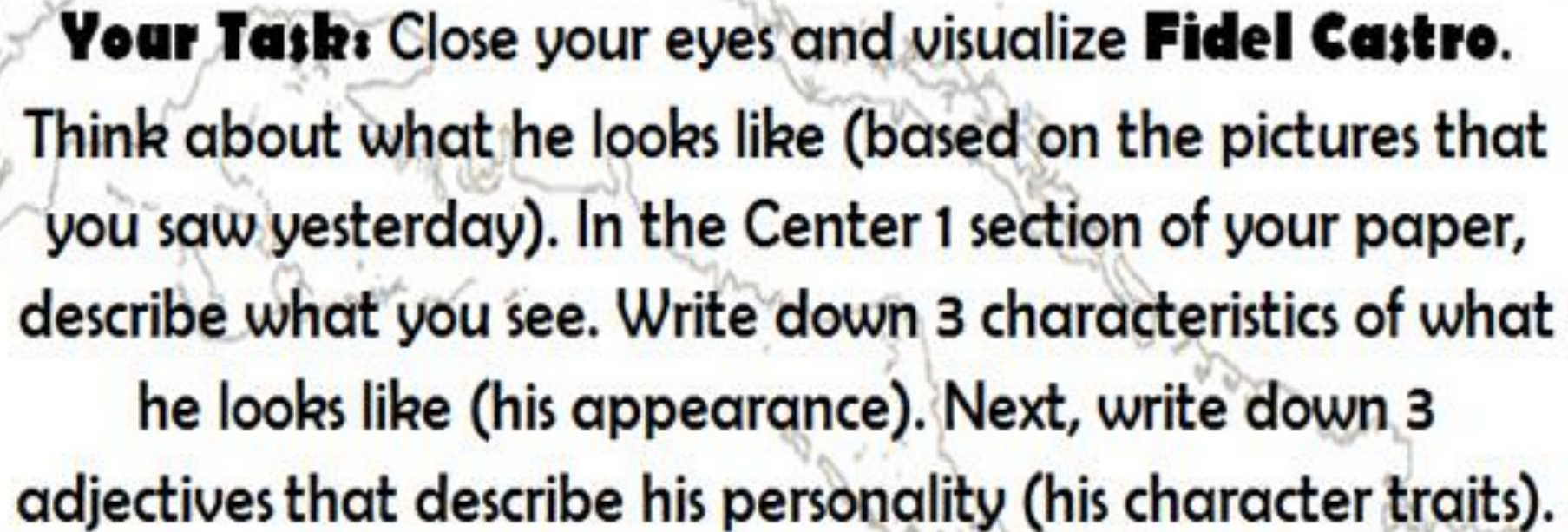
Center 4 – ANALYSIS:

Center 5 – APPLICATION:

Center 6 – ARGUMENT:



Center 1 - Description



Your Task: Close your eyes and visualize **Fidel Castro**. Think about what he looks like (based on the pictures that you saw yesterday). In the Center 1 section of your paper, describe what you see. Write down 3 characteristics of what he looks like (his appearance). Next, write down 3 adjectives that describe his personality (his character traits).

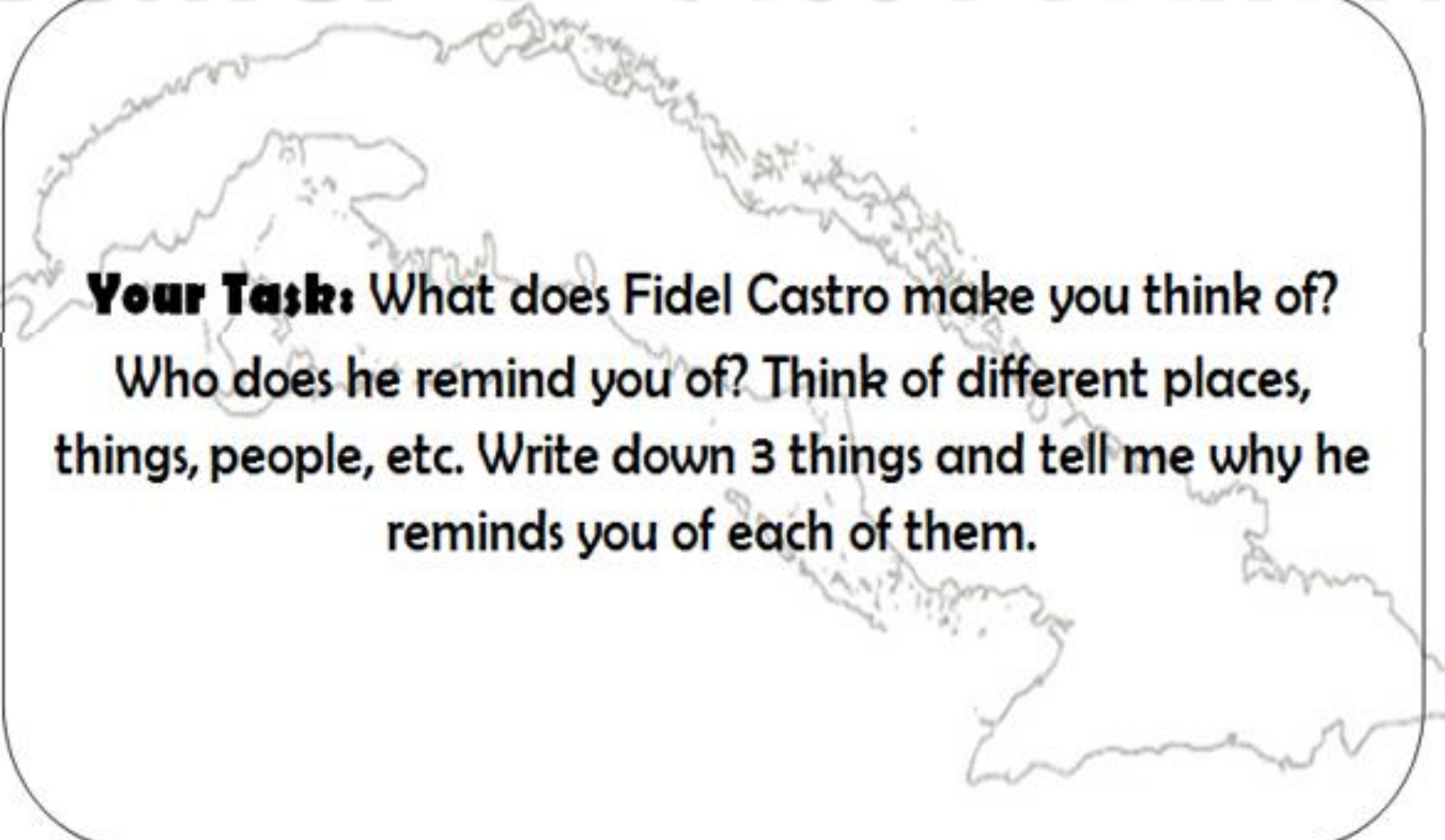
Center 2 - Comparison

Your Task: To whom or what is Fidel Castro alike and different? On the Center 3 section of your paper, complete the following analogies. You will need to write both of them on your paper.

1. Castro is like _____ because he ...

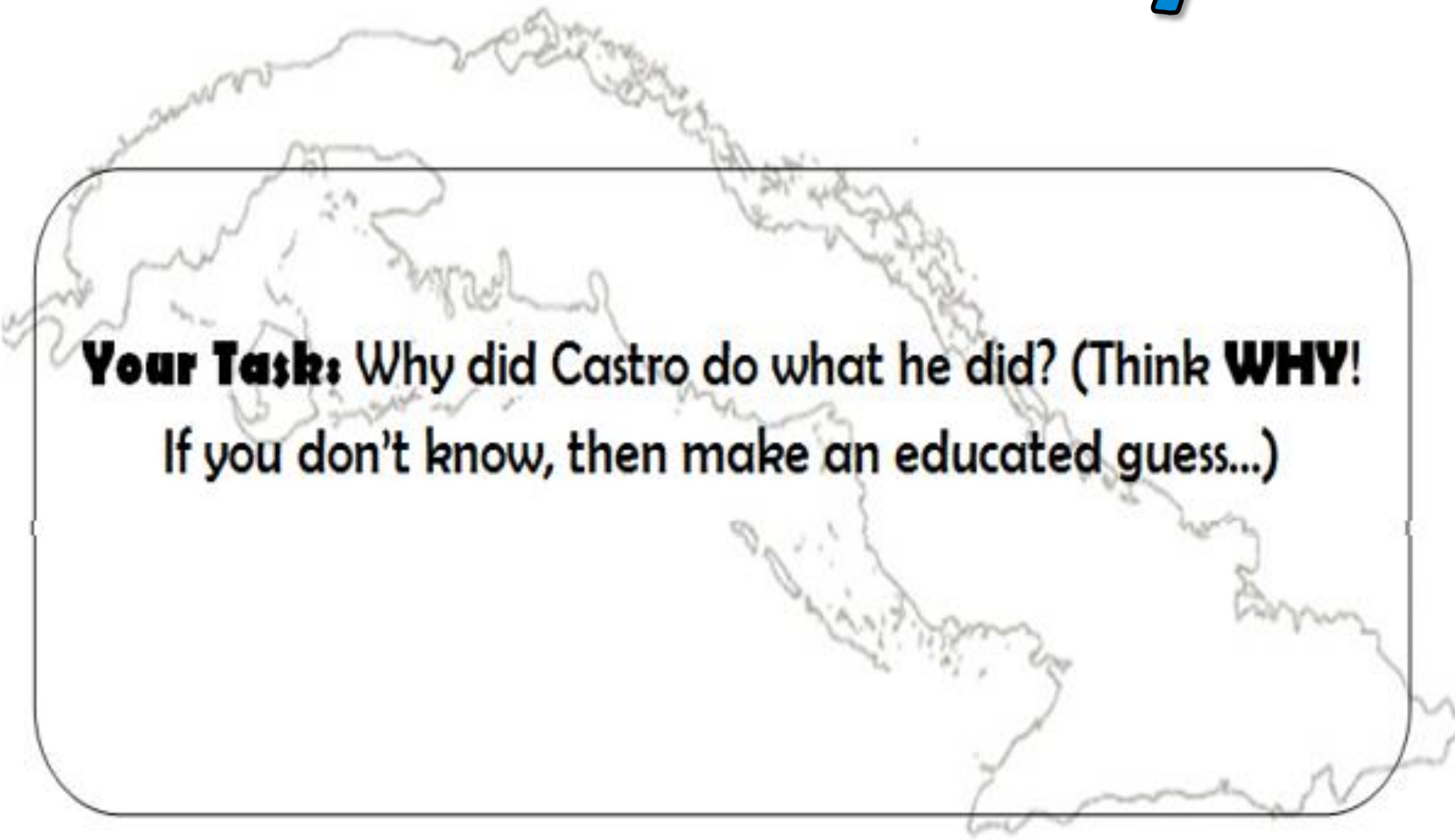
2. Castro is the opposite of _____ because he ...

Center 3 - Association



Your Task: What does Fidel Castro make you think of? Who does he remind you of? Think of different places, things, people, etc. Write down 3 things and tell me why he reminds you of each of them.

Center 4 - Analysis



Your Task: Why did Castro do what he did? (Think **WHY!**
If you don't know, then make an educated guess...)

Center 5 - Application

Your Task: PREDICT what will happen to Cuba after Castro dies? OR what do you think Fidel or Raul Castro will do with Cuba over the next 10 years?

I think that Cuba will...

Center 6 - Argument

Your Task: Go ahead and take a stand! Be sure to give factual reasons for your opinion.

1. Do you like Fidel Castro or dislike him? Why?
2. Do you agree with what he has done with Cuba? Why?

Crystal Ball Predictions

Directions: Based on what you have learned, how might life in Cuba be different if Castro had not come to power during the Cuban Revolution?



Crystal Ball Predictions

Directions: Based on what you have learned, how might life in Cuba be different if Castro had not come to power during the Cuban Revolution?



Teachers

Thank you for downloading this file. I hope you enjoy using it with your students, and I can't wait to read your feedback in my TPT store! 😊

- For more social studies materials, please visit my store:
<http://www.teacherspayteachers.com/Store/Brain-Wrinkles>
- I teach Language Arts and Social Studies in Georgia, so my products are aligned with Common Core (LA) and Georgia Performance Standards (SS).

© Copyright 2013. Brain Wrinkles. All rights reserved. Permission is granted to copy pages specifically designed for student or teacher use by the original purchaser or licensee. The reproduction of any other part of this product is strictly prohibited. Copying any part of this product and placing it on the Internet in any form (even a personal/classroom website) is strictly forbidden. Doing so makes it possible for an Internet search to make the document available on the Internet, free of charge, and is a violation of the Digital Millennium Copyright Act (DMCA).

Credits:

All photos were found via Creative Commons and labeled for reuse.

- Fonts:



- Backgrounds & Graphics:

