

# Australia's Aborigines

Origins & Culture

# Standards

**SS6H8 The student will describe the culture and development of Australia prior to contact with Europeans.**

a. Describe the origins and culture of the Aborigines.

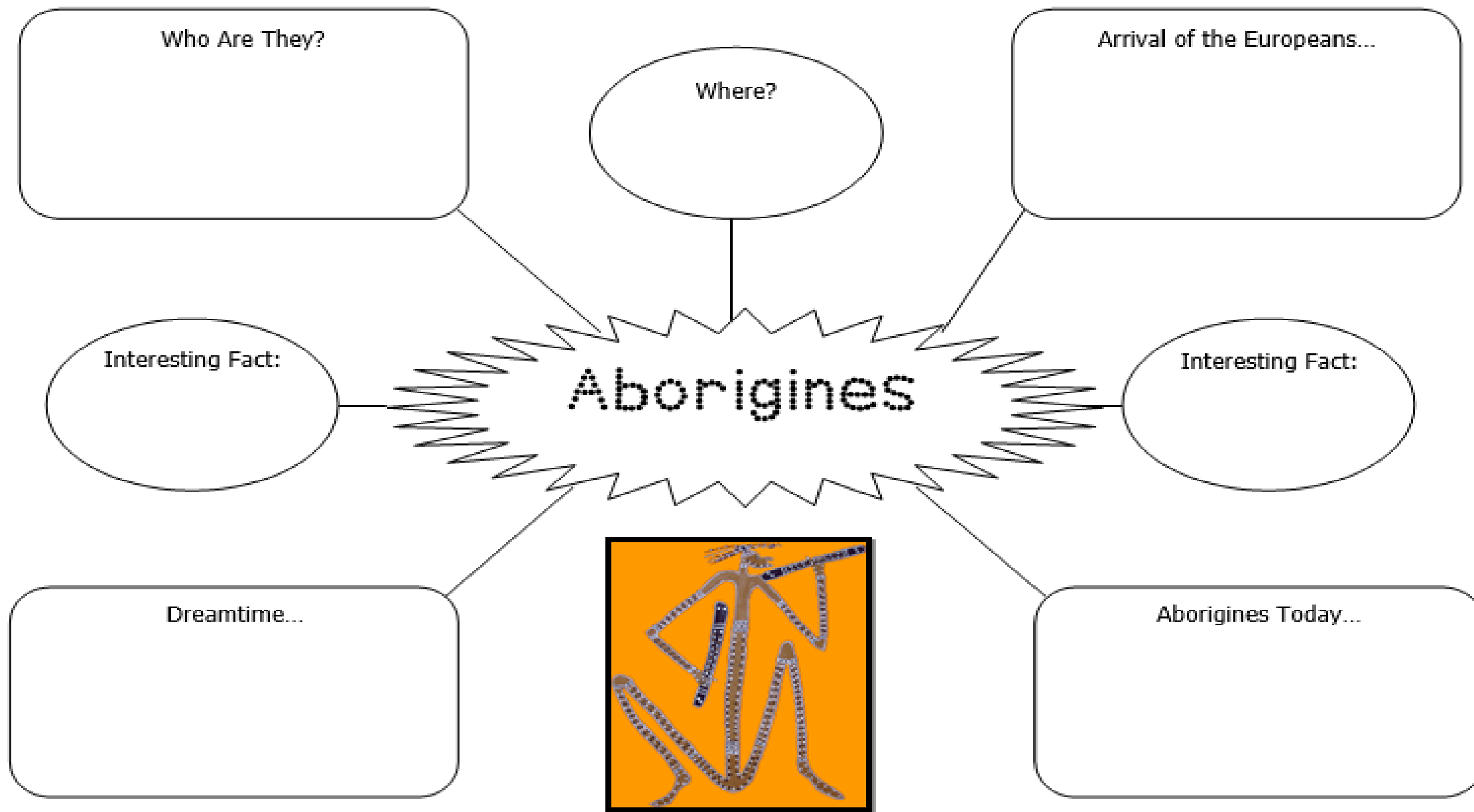
**SS6H9 The student will explain the impact European exploration and colonization had on Australia.**

b. Explain the impact of European colonization of Australia in terms of diseases and weapons on the indigenous peoples of Australia.

# Teachers

Print off the following page for each student. They should complete the concept web while discussing the presentation.

**Directions:** Fill in the concept web below with information from the *Australia's Aborigines* presentation.





# Australia's Aborigines

Origins & Culture



# Aborigines

- Aborigines are the indigenous people of Australia.
- They have occupied Australia for at least 40,000 years!
- They arrived from Southeast Asia.
- The word *aborigines* means “people who were here from the beginning”.







# Early Life

- They developed efficient ways to adapt to the harsh Australian climate and environment.
- They built containers for storing water and built wells to collect water underground.
- They were hunters and gatherers: ate animals, wild nuts, fruits, and berries.
- They were nomadic--moved from place to place in search of food.







# Early Life

- Archaeologists have found several early Aboriginal inventions:
  - Rock art, boomerangs, ground axes, and grindstones
- There is no written record of prehistoric Aborigines.
  - They kept their history by telling stories that were passed down from generation to generation.











# Social Structure

- The Aboriginal social structure consisted of a tribe or “language group” of as many as 500 people.
- A tribe included bands called “hordes” of 10 to 20 people.
- Hordes joined for daily food gathering and hunting.







# Where?

- Aborigines originally settled in the same places as present-day Australians.
  - The climate was mild and water was available.
- Before Europeans arrived in 1788, around 500,000 Aborigines lived in Australia.



# Religion

- Aboriginal religion is called “Dreamtime”.
- 
- “The Dreaming” is what Aborigines call the beginning of life on Earth.
  - During the Dreaming, spirits created the land, people, and animals.
  - Most of the spirits disappeared, but some live on in objects.







# Dreamtime

- Aborigines believe the earth is a link to the spiritual world.
- The land itself is sacred to Aborigines
  - For example, Ayers Rock, known as Uluru to the Aborigines, is a very sacred part of their religion.
- Aborigines have many Dreamtime legends that describe how the earth was created.











# Aboriginal Art

- Aboriginal art is a tradition thousands of years old!
  - The artwork most often depicts Dreamtime stories.
- The best known forms of Aboriginal art are rock and bark paintings.
- A more modern tradition is called, Papunya Tula, the “Dot Art” movement.



















# Music

- The didgeridoo is the most famous Aboriginal musical instrument.
  - It is also known as a yirdaki.
- Clapsticks, accompanying the didgeridoo, are used to keep a song's rhythm.
  - Men played the didgeridoo, while women played the clapsticks.











# Arrival of Europeans

- Aborigines lived on Australia's coast, which is where the Europeans wanted to settle.
- Europeans waged war against the Aborigines in order to take their land.



# European Advantage

- The Europeans had guns and soldiers.
- They also spread diseases...
  - More than half of the Aborigines in Australia died.
  - The entire Aboriginal population died in Tasmania.



# What Happened Next?

- The Aborigines were forced to live on reservations in the Outback.
- They were forced to work for Europeans on sheep and cattle ranches.
- Laws were made to limit where Aborigines could live and work.
- Children were even taken away from their parents and sent to European schools.
  - The British hoped to end all Aboriginal culture with their policies.







# Aborigines Today

- Only 300,000 Aborigines live in Australia today.
- In the 1960s, policies were changed to be more in favor of Aborigines:
  - They can hold a seat in Parliament.
  - They can have their own schools which teach their culture, language, and art.
- Today, they live modern lives, some are teachers, lawyers, mechanics, nurses, politicians, etc.





**TODAY OUR PEOPLE  
ARE DIEING IN THE  
HUNDREDS - WHO GIVES A  
- DAYIN  
- ABOUT OUR PEOPLE  
IN SILENCE DUE  
TO 220+YRS OF ACTS  
OF TERRORISM AND  
AGGRESSION - OUR KIDS  
AND ELDERS  
ARE DYING**

OF INTGENERATIONAL DISEASES: RESULTS ARE STRESS RELATED  
STROKE HIGH BLOOD PRESSURE HEART ATTACKS +  
DEPRESSION + SUICIDE + POOR DIETS + ANXIETY  
DIEBETES FROM TRAUMA GRIEF AND  
SUPRESSED ANGER - PRISONS + LUNATIC ASYLUMS





Photo: Elsie Pelot -Syran







# Teachers

You can read/watch several Dreamtime legends online. I like to read/show a couple before the students write their own. (I just search for “stories of the Dreaming”.) Here are a couple I found recently:

- <http://www.abc.net.au/dustechoes/studyGuides/DustEchoes-TheWagalak-StudyGuide.pdf>
- <http://www.wardamanwomensbusiness.com/wwbcstory.html>
- <http://www.didjshop.com/stories/index.php>



# Dreamtime Legends

# Dreamtime Legends

*Dreamtime* is the Aboriginal religion. It explains the origin and the culture of the land.

It is the story of how things happened, how the universe was created, and how humans and animals were created. Like in many other cultures, the Dreamtime includes a belief in gods and goddesses, some kind and some cruel. Aborigines believe that the shape of the land affects all meaningful events, activities, and ideas and that these, in turn, affect the land. This is called the "Dreaming," because only when your mind is open to it can you recognize and experience true knowledge of the Earth. The expression 'Dreamtime' is most often used to refer to the 'time before time', or the time of the creation of all things.

**Your Task:** Create your own **Aboriginal Dreamtime legend**. You may choose to write about why certain Australian animals look/act the way they do, how one of Australia's physical features was created, why certain events in nature happen, etc. Use the box below to **PRE-WRITE** for your story. You will write your final draft on notebook paper. Be creative! ☺

**Brainstorm**

*Dreamtime* is the Aboriginal religion. It explains the origin and the culture of the land.

It is the story of how things happened, how the universe was created, and how humans and animals were created. Like in many other cultures, the Dreamtime includes a belief in gods and goddesses, some kind and some cruel. Aborigines believe that the shape of the land affects all meaningful events, activities, and ideas and that these, in turn, affect the land. This is called the "Dreaming," because only when your mind is open to it can you recognize and experience true knowledge of the Earth. The expression 'Dreamtime' is most often used to refer to the 'time before time', or the time of the creation of all things.

**Your Task:** Create your own **Aboriginal Dreamtime legend**. You may choose to write about why certain Australian animals look/act the way they do, how one of Australia's physical features was created, why certain events in nature happen, etc. Use the box below to **PRE-WRITE** for your story. You will write your final draft on notebook paper. Be creative! ☺

**Brainstorm**



# Aboriginal Art

Now that you have learned about the indigenous peoples of Australia, you are going to create your own aboriginal piece of artwork.

## Directions:

1. Write your name in the upper right-hand corner.
2. You can use some of the ideas in this presentation, but remember, this should be based on what's happening in your Dreamtime Legend.
3. Use lots of lines and dots for the background of your artwork. The more lines/dots, the better!
4. Use as much white or yellow as you can. Browns, blacks, and reds are also popular choices.
5. You may turn your paper anyway you like.
6. Be creative and have fun! :)



# Political Cartoon Analysis


Visuals	Words
1. List the objects or people you see in the cartoon.	1. Identify the cartoon caption or title:  2. Record any important words or dates that appear in the cartoon.
2. Which of the objects in your list (above) are symbols?  3. What do you think each symbol means?	3. Which words in the cartoon appear to be the most significant? Why do you think this is so?  4. List some adjectives that describe the emotions portrayed in the cartoon.

## Questions to Consider:

- A. Describe the action taking place in the cartoon:
- B. Explain the message of the cartoon:
- C. What group would agree with the cartoon's message? Why?
- D. What group would disagree with the cartoon's message? Why?



HOW ABOUT A COMPROMISE? WE KEEP  
THE LAND, THE MINERAL RIGHTS, NATURAL  
RESOURCES, FISHING, AND TIMBER, AND  
WE'LL ACKNOWLEDGE YOU AS THE  
TRADITIONAL OWNERS OF IT.



McGeehan

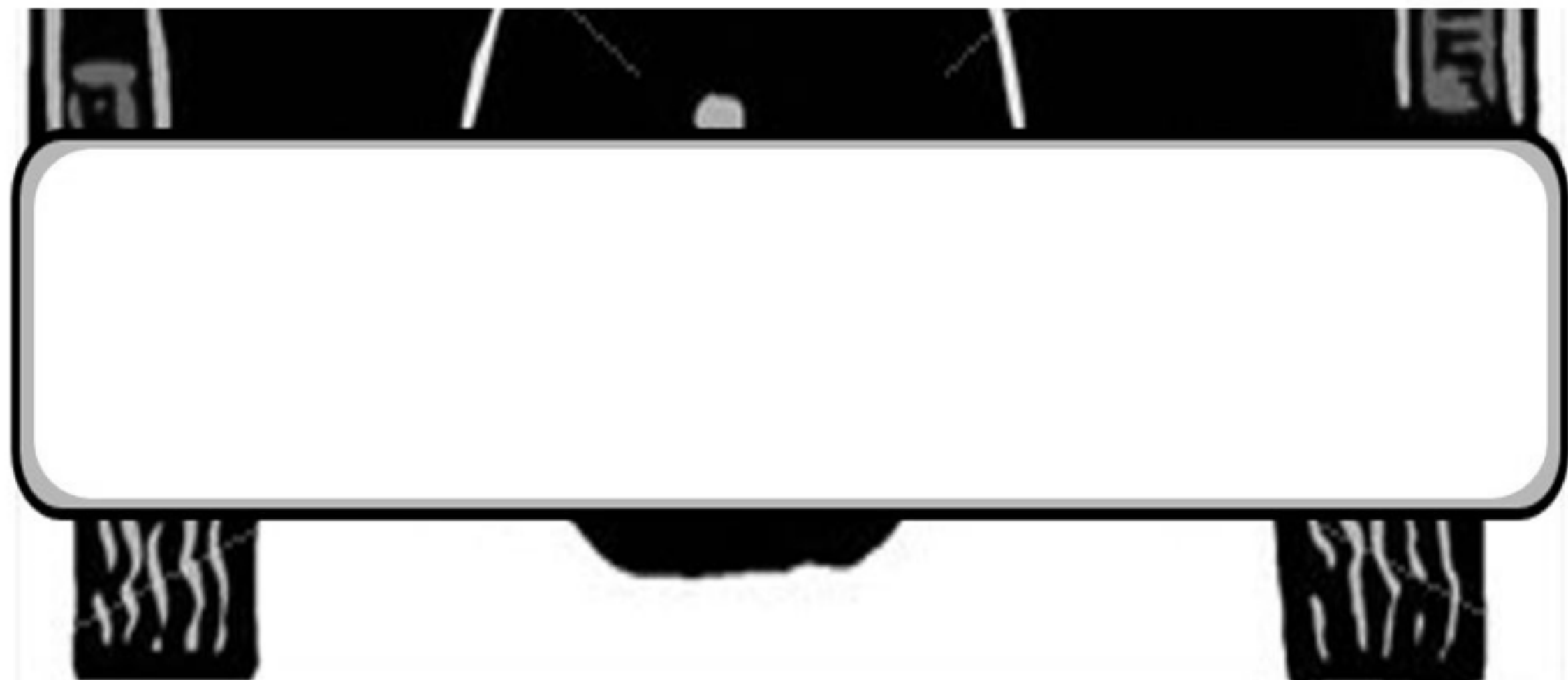


# BUMPER STICKER

**Your Task:** Create a bumper sticker with a short statement or message that will convince Australia's government to provide more rights for the Aborigines.

**The bumper sticker MUST have:**

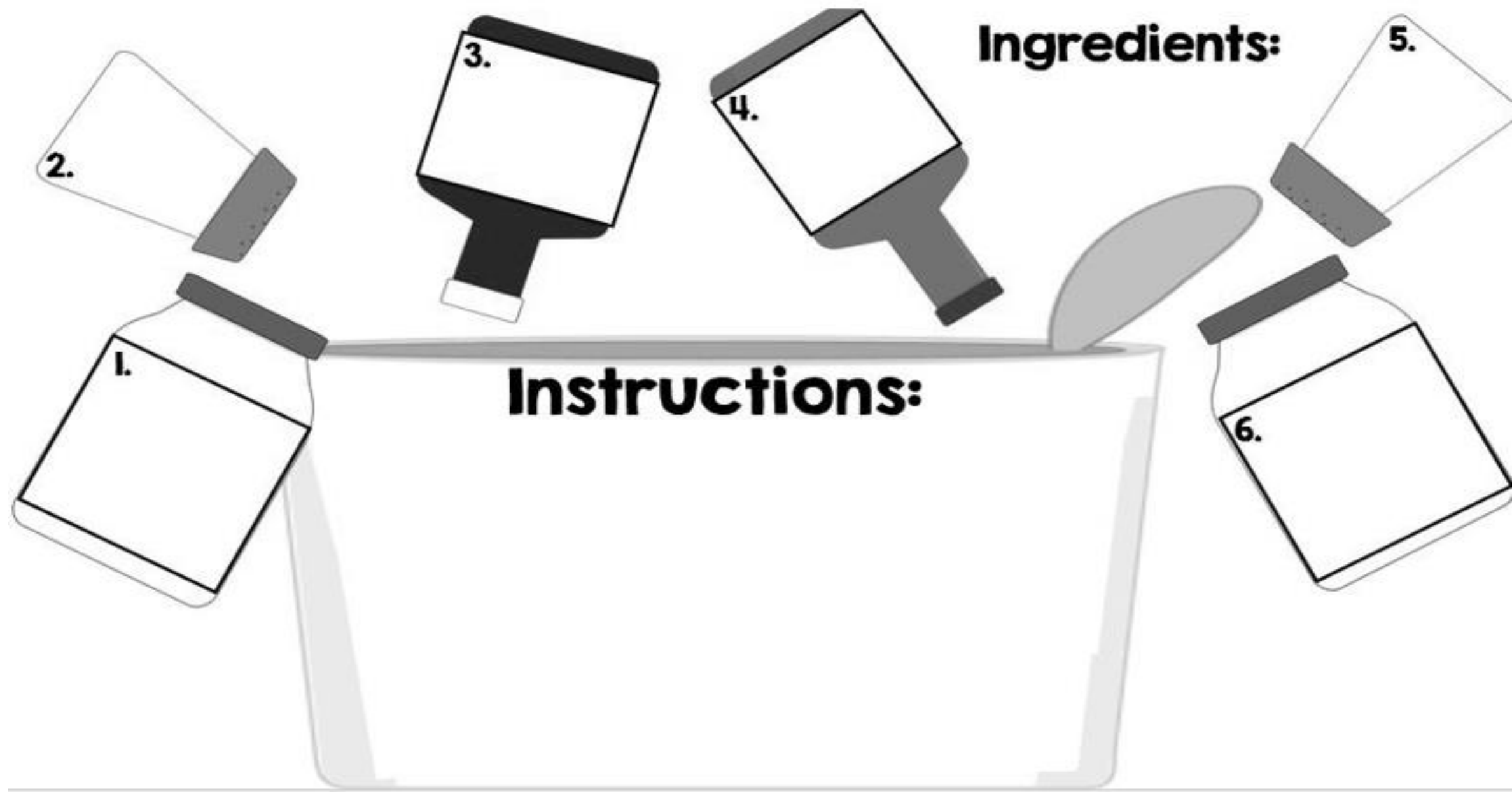
1. Thoughtful message or statement that speaks up for more Aboriginal rights.
2. Colorful visual
3. Underneath your creation, in a well-developed paragraph, describe the issue and your ideas for how it can be solved.





# COOKIN' UP A CULTURE

Your Task: Write a "recipe" for the Aborigines' culture/civilization. Include 6 ingredients that were used to form the culture and several cooking instructions for bringing the civilization together.





# Teachers

Thank you for downloading this file. I hope you enjoy using it with your students, and I can't wait to read your feedback in my TPT store! 😊

- For more social studies materials, please visit my store: <http://www.teacherspayteachers.com/Store/Brain-Wrinkles>
- I teach 6<sup>th</sup> grade Language Arts and Social Studies in Georgia, so my products are aligned with Common Core (LA) and Georgia Performance Standards (SS).

© Copyright 2013. Brain Wrinkles. All rights reserved. Permission is granted to copy pages specifically designed for student or teacher use by the original purchaser or licensee. The reproduction of any other part of this product is strictly prohibited. Copying any part of this product and placing it on the Internet in any form (even a personal/classroom website) is strictly forbidden. Doing so makes it possible for an Internet search to make the document available on the Internet, free of charge, and is a violation of the Digital Millennium Copyright Act (DMCA).



# Credits:

All photos were found via Creative Commons and labeled for reuse.

- Fonts:



- Backgrounds & Graphics:

